
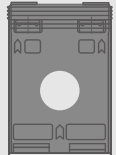



Sungrow Smart Energy Meter Application Guide

The Sungrow Smart Meter presents a clear overview of energy consumption in combination with Sungrow iSolarCloud. The Sungrow Smart Meter is ideally suited for use with the Sungrow single-phase inverter and three-phase string inverters.

Note: The measurement range (primary current) of the current transformer should be selected according to actual maximum current at the grid-connected point, and the maximum secondary current of the current transformer should be 5A. The CTs shown as below are only suggestions for customer.

Type	Inverter type of application	CT requirement
S100	SG2/2.5/3K-S, SG3/5/8K-D, SH5K-20, SH5K-30	No, S100 itself owns CT.
DTSD1352-C/10(80)A (only used for the phase current ≤ 80A)	SG2/2.5/3K-S, SG3/5/8K-D, SH5K-20, SH5K-30, SG5/10KTL-MT, SG15/20KTL-M	No, this meter integrated CT inside.
DTSD1352-C/1(6)A (only used for the phase current > 80A)	SG5/10KTL-MT, SG15/20KTL-M	<p>Yes, CT's with 5A secondary current output. Sungrow meters are compatible with CTs as below:</p> <p>IPD CTME-3 Series for Single Turn Primary</p> <ul style="list-style-type: none"> a. 150A: CTME3150 b. 200A: CTME3200 c. 300A: CTME3300 d. 400A: CTME3400 e. 500A: CTME3500  <p>SOCOMEK TCA 21/TCA14 SERIES</p> <ul style="list-style-type: none"> a. 75A: TCA21-75/5 b. 80A: TCA21-80/5 c. 100A: TCA21-100/5 d. 125A: TCA21-125/5 e. 150A: TCA21-150/5 f. 200A: TCA21-200/5  <p>SOCOMEK TCB 18 - 20 SERIES</p> <ul style="list-style-type: none"> a. 100A: 192T3310 b. 150A: 192T3315 c. 200A: 192T3320 d. 250A: 192T3325 

S100 Single-phase Smart Energy Meter



Type designation	S100
Electrical Parameter	
Nominal voltage	240 Vac
Input voltage range	180 Vac - 286 Vac
Power consumption	<2W (10 VA)
Max. operating current	100 A
Grid frequency	50 Hz
Measurement accuracy	Class 1
Interface and communication	RS485
Environmental Condition	
Ingress protection rating	IP20
Operating ambient temperature	-25 to 75 °C
Relative humidity	0 - 95 %
Mechanical Data	
Dimensions (W * H * D)	18 * 117 * 65 mm
Weight	0.2 kg
Installation	35 mm DIN-rail

DTD1352-C/10 (80)A Three-phase Smart Energy Meter



Type designation	DTD1352-C/10 (80)A
Electrical Parameter	
Nominal voltage	230 Vac / 400 Vac
Input voltage range	57.7 Vac - 268 Vac
Power consumption	<2W (10 VA)
Max. operating current	80 A
Grid frequency	50 Hz / 60 Hz
Measurement accuracy	Class 0.5 (Active)
Interface and communication	RS485
Environmental Condition	
Ingress protection rating	IP20
Operating ambient temperature	-25 to 55 °C
Relative humidity	0 - 95 %
Mechanical Data	
Dimensions (W * H * D)	126 * 91 * 74 mm
Weight	0.35 kg
Installation	35 mm DIN-rail

DTSD1352-C/1 (6)A* Three-phase Smart Energy Meter



Type designation	DTSD1352
Electrical Parameter	
Nominal voltage	230 Vac / 400 Vac
Input voltage range	57.7 Vac - 268 Vac
Power consumption	<2W (10 VA)
Max. operating current	3x1 (6) A (via CTs)
Grid frequency	50 Hz / 60 Hz
Measurement accuracy	Class 0.5 (Active)
Interface and communication	RS485
Environmental Condition	
Ingress protection rating	IP20
Operating ambient temperature	-25 to 55 °C
Relative humidity	0 - 95 %
Mechanical Data	
Dimensions (W * H * D)	126 * 91 * 74 mm
Weight	0.35 kg
Installation	35 mm DIN-rail

* DTSD1352-C/1 (6)A needs to be used with CT externally.